

PIPE SUPPORT

RISER CLAMP



1"	#RIC10
1-1/4"	#RIC12
1-1/2"	#RIC15
2"	#RIC20
3"	#RIC30
4"	#RIC40
5"	#RIC50
6"	#RIC60
8"	#RIC80

U-BOLT WITH NUTS



FITS I.P.S.

1/2"	#UBN5
3/4"	#UBN7
1"	#UBN10
1-1/4"	#UBN12
1-1/2"	#UBN15
2"	#UBN20
2-1/2"	#UBN25
3"	#UBN30
4"	#UBN40
6"	#UBN60
8"	#UBN80

CONDUIT HANGER



1/2"	#PH-50B
3/4"	#PH-75B
1"	#PH-100B
1-1/4"	#PH-125B
1-1/2"	#PH-150B
2"	#PH-200B
2-1/2"	#PH-250B
3"	#PH-300B
4"	#PH-400B

PIPE HANGERS



GALVANIZED BAND HANGER

PIPE SIZE	ROD SIZE	
1/2"	3/8"	#GBH5
3/4"	3/8"	#GBH7
1"	3/8"	#GBH10
1-1/4"	3/8"	#GBH12
1-1/2"	3/8"	#GBH15
2"	3/8"	#GBH20
2-1/2"	3/8"	#GBH25
3"	3/8"	#GBH30
4"	3/8"	#GBH40
5"	1/2"	#GBH50
6"	1/2"	#GBH60
8"	1/2"	#GBH80



FELT LINED BAND HANGER

PIPE SIZE	ROD SIZE	
1/2"	3/8"	#FBH5
3/4"	3/8"	#FBH7
1"	3/8"	#FBH10
1-1/4"	3/8"	#FBH12
1-1/2"	3/8"	#FBH15
2"	3/8"	#FBH20
2-1/2"	3/8"	#FBH25
3"	3/8"	#FBH30
4"	3/8"	#FBH40

PIPE HANGERS



CLEVIS HANGER

3/4"	#CLH7
1"	#CLH10
1-1/4"	#CLH12
1-1/2"	#CLH15
2"	#CLH20
2-1/2"	#CLH25
3"	#CLH30
4"	#CLH40
5"	#CLH50
6"	#CLH60
8"	#CLH80
10"	#CLH100
12"	#CLH120



"J" PIPE HANGER

3/4"	#JPH7
1"	#JPH10
1-1/4"	#JPH12
1-1/2"	#JPH15
2"	#JPH20
2-1/2"	#JPH25
3"	#JPH30
4"	#JPH40



QUESTIONS?

GIVE US A CALL

(714) 241-7050

ALL THREAD ROD



PLATED STEEL: (10' LENGTHS)

- 1/4" #ATRP2
- 3/8" #ATRP3
- 1/2" #ATRP5
- 5/8" #ATRP58
- 3/4" #ATRP7

STAINLESS STEEL: (12' LENGTHS)

- 1/4" #SATR2
- 3/8" #SATR3
- 1/2" #SATR5

ALL THREAD ROD CUTTER



VERTICAL ROD CUTTER
#RAB-3U

(FLOOR MOUNT, SEE PAGE 249)

STEEL ANGEL CLIP



FITS 3/8" & 1/2" ROD
#SAC53

ROD COUPLING



- 1/4" #ROC2
- 3/8" #ROC3
- 1/2" #ROC5
- 5/8" #ROC58
- 3/4" #ROC7

- 3/8" x 1/2" #ROC35
- 1/2" x 3/8" #ROC53

PIPE SUPPORT



BEAM CLAMP

OPENS TO 3/4"

ROD SIZE

- 3/8" #BCL3
- 1/2" #BCL5



CEILING FLANGE

ROD SIZE

- 3/8" #CEF3
- 1/2" #CEF5



SIDE BEAM CONNECTOR

ROD SIZE

- 3/8" #SBC3
- 1/2" #SBC5



DRIVE SCREW

#16 x 2" #DS162



LAG SCREW

- 1/4" x 1-1/2" #LB215
- 1/4" x 2" #LB220
- 3/8" x 2" #LB320
- 3/8" x 3" #LB330

PIPE SUPPORT



SUPER SCREW, BOTTOM MOUNT

FOR WOOD: #SSW-38B
FOR METAL: #SSM-38BR

INSTALLATION TOOL: #UNI-B



SUPER SCREW, SIDE MOUNT

FOR WOOD: #SSW-38S
FOR METAL: #SSM-38SR

INSTALLATION TOOL: #UNI-B



OFFSET EYE SOCKET

ROD SIZE

3/8" #OSES



COACH SCREW ROD

4" LONG

ROD SIZE

- 3/8" #CSR3
- 1/2" #CSR5

PIPE SUPPORT

**GALVANIZED
2 HOLE
STRAP**



FITS SCHEDULE PIPE SIZE

1/2"	#401
3/4"	#402
1"	#403
1-1/4"	#404
1-1/2"	#405
2"	#406
2-1/2"	#407
3"	#408
4"	#410

**GALVANIZED
1 HOLE
STRAP**



FITS SCHEDULE PIPE SIZE

1/2"	#HW50
3/4"	#HW75
1"	#HW100
1-1/4"	#HW125
1-1/2"	#HW150
2"	#HW200

**NAIL ON
SAFETY
PLATE,
16 GA.**



1-3/4" x 5" #2516

**PLATE
STRAP,
16 GA.**



1-1/2" x 9"	#PS-169
1-1/2" x 12"	#PS-1612
1-1/2" x 18"	#PS-1618

PIPE SUPPORT



**COPPER
2 HOLE
STRAP**

FITS COPPER TUBING

<u>FITS</u>	
1/8" (1/4" O.D.)	#CS21
1/4" (3/8" O.D.)	#CS22
3/8" (1/2" O.D.)	#CS23
1/2" (5/8" O.D.)	#CS25
3/4"	#CS27
1"	#CS210
1-1/4"	#CS212
1-1/2"	#CS215
2"	#CS220



**COPPER
1 HOLE
STRAP**

FITS COPPER TUBING

<u>FITS</u>	
1/8" (1/4" O.D.)	#CS11
1/4" (3/8" O.D.)	#CS12
3/8" (1/2" O.D.)	#CS13
1/2" (5/8" O.D.)	#CS15

PLUMBERS TAPE



GALVANIZED
3/4" x 10' 26 GA. #PT-26

COPPER
3/4" x 10' #CPS7

PLASTIC
3/4" x 100' #P1011


PIPE SUPPORT



**PLASTIC
2 HOLE
STRAP**

FITS COPPER TUBING

1/2"	#P2031
3/4"	#P2032
1"	#P2033
1-1/4"	#P2025
1-1/2"	#P2027
2"	#P2029



**PLASTIC
SUSPENSION
CLAMP**

FITS COPPER TUBING

1/2"	#P2062
3/4"	#P2063
1"	#P2064
1-1/4"	#P2056
1-1/2"	#P2058
2"	#P2060




**PLASTIC
PIPE
INSULATOR**

FITS COPPER TUBING
(1-3/8" HOLE SIZE)

1/2"	#P2086
3/4"	#P2087
1"	#P2089

PIPE SUPPORT



**COPPER PLATED STRAPS
(1-3/4" WIDE)**

TUBE SIZE	LENGTH	
1/2"	20"	#CPS5-20
1/2"	26"	#CPS5-26
3/4" & 1"	26"	#CPS10-26



**HYCO STRAP
(5/8" WIDE)**

LENGTH	
18"	#DOT-5818
26"	#DOT-5826

COPPER HI-EAR HANGER



1/2"	#CHC5
3/4"	#CHC7
1"	#CHC10

HEX HEAD TEK SCREW

(100/BOX)



#8 x 1/2" SCREW: #TEKHW-812
DRILL BIT TOOL: #MT8

PIPE SUPPORT



**WIRE HANGER,
PLASTIC COATED**

TUBE SIZE	
1/2"	#PC-126
3/4"	#PC-346



NAIL STRAPS

TUBE SIZE (PLASTIC COATED)	
1/2"	#DOT-K1
3/4"	#DOT-K2
1"	#DOT-K3

PIPE SIZE (PLAIN)	
1/2"	#PL-20
3/4"	#PL-30
1"	#PL-40

PIPE SUPPORT



**CLIC®
PIPE SUPPORT**

TUBE SIZE	PIPE SIZE	
1/2"	-	#CLI15
3/4"	1/2"	#CLI20
-	3/4"	#CLI25
1"	-	#CLI28
1-1/4"	1"	#CLI32
1-1/2"	1-1/4"	#CLI40
-	1-1/2"	#CLI47
2"	-	#CLI51
-	2"	#CLI59
-	2-1/2"	#CLI71
-	3"	#CLI80
-	4"	#CLI113



FELT ROLL WITH ADHESIVE

1/4" x 2" x 25' #170



STRUT - CHANNEL



GREEN STRUT WITH HOLES

DEEP 10' #DSGWH
DEEP 20' #DSGWH-20
SHALLOW 10' #SSGWH

DEEP = 1-5/8" x 1-5/8"
SHALLOW = 13/16" x 1-5/8"



SOLID STRUT (NO HOLES)

PRE-GALVANIZED

DEEP 10' #DSNH
DEEP 20' #DSNH-20
SHALLOW 10' #SSNH
SHALLOW 20' #SSNH-20

BACK TO BACK STRUT (NO HOLES)



PRE-GALVANIZED 1-5/8" x 3-1/4"

10' #DSDNH
20' #DSDNH-20

STRUT - CHANNEL



DEEP STRUT WITH HOLES (STANDARD)

PRE-GALVANIZED
1-5/8" x 1-5/8"
12 GA.

LENGTH

10' #DSWH
20' #DSWH-20

PRE-CUT LENGTHS:

6" LONG #DSC60
12" LONG #DSC12
18" LONG #DSC18



SHALLOW STRUT WITH HOLES

PRE-GALVANIZED
13/16" x 1-5/8"
14 GA.

LENGTH

10' #SSWH
20' #SSWH-20

PRE-CUT LENGTHS:

6" LONG #SSC60
12" LONG #SSC12
18" LONG #SSC18



CAN'T FIND IT?

GIVE US A CALL.

(714) 241-7050

STRUT - CHANNEL



ALUMINUM STRUT (NO HOLES)

DEEP 10' #DSANH
SHALLOW 10' #SSANH

DEEP = 1-5/8" x 1-5/8"
SHALLOW = 13/16" x 1-5/8"



STAINLESS STEEL STRUT (WITH HOLES)

DEEP 10' #DSSSWH
SHALLOW 10' #SSSSWH



FIBERGLASS STRUT (NO HOLES)

DEEP 10' #FGS1
SHALLOW 10' #FGS2



ROOF PYRAMID

#RP-1040

FOR SUPPORTING AND SECURING ANY TYPE OF PIPING/TUBING ON ROOF TOPS.

4" BASE
4" TALL
10-3/8" LONG

CUSHION STRUT CLAMP



PLASTIC CUSHION FORMS AN INSULATING LINER. ELIMINATES METAL TO METAL CONTACT.

FITS TUBE SIZE / O.D.:

SIZE	FITS	
1/4"		#CSC2
3/8"		#CSC3
1/2"		#CSC5
5/8"	(1/2" COPPER)	#CSC58
3/4"		#CSC7
7/8"	(3/4" COPPER)	#CSC78
1"		#CSC10
1-1/8"	(1" COPPER)	#CSC118
1-1/4"		#CSC12
1-3/8"	(1-1/4" COPPER)	#CSC138
1-1/2"		#CSC15
1-5/8"	(1-1/2" COPPER)	#CSC158
2"		#CSC20
2-1/8"	(2" COPPER)	#CSC218
2-5/8"	(2-1/2" COPPER)	#CSC258
3-1/8"	(3" COPPER)	#CSC318
4-1/8"	(4" COPPER)	#CSC418

VIBRATION STRIP



ELIMINATES METAL TO METAL CONTACT

1-5/8" x 20' #V-STRIP

FELT WITH ADHESIVE



1/4" x 2" x 25' #170

STRUT CLAMPS



PRE-GALVANIZED

FITS SCHEDULE PIPE:

1/4"	#SCIP2
3/8"	#SCIP3
1/2"	#SCIP5
3/4"	#SCIP7
1"	#SCIP10
1-1/4"	#SCIP12
1-1/2"	#SCIP15
2"	#SCIP20
2-1/2"	#SCIP25
3"	#SCIP30
4"	#SCIP40
5"	#SCIP50
6"	#SCIP60
8"	#SCIP80
10"	#SCIP100
12"	#SCIP120

FOR CAST IRON NO-HUB PIPE, SEE NEXT COLUMN.

FITS TUBE SIZE / O.D.:

SIZE	FITS	
1/4"		#SCOD2
3/8"		#SCOD3
1/2"		#SCOD5
5/8"	(1/2" COPPER)	#SCOD58
3/4"		#SCOD7
7/8"	(3/4" COPPER)	#SCIP5
1"		#SCOD10
1-1/8"	(1" COPPER)	#SCIP7
1-1/4"		#SCOD12
1-3/8"	(1-1/4" COPPER)	#SCIP10
1-1/2"		#SCOD15
1-5/8"	(1-1/2" COPPER)	#SCOD158
2"		#SCOD20
2-1/8"	(2" COPPER)	#SCOD218
2-5/8"	(2-1/2" COPPER)	#SCOD258
3-1/8"	(3" COPPER)	#SCOD318
4-1/8"	(4" COPPER)	#SCOD418
6-1/8"	(6" COPPER)	#SCOD618

STRUT CLAMPS



STAINLESS STEEL STRUT CLAMP

FITS SCHEDULE PIPE:

1/2"	#SSCIP5
3/4"	#SSCIP7
1"	#SSCIP10
1-1/4"	#SSCIP12
1-1/2"	#SSCIP15
2"	#SSCIP20
2-1/2"	#SSCIP25
3"	#SSCIP30
4"	#SSCIP40
6"	#SSCIP60

FITS TUBE SIZE / O.D.:

1/4"	#SSCOD2
3/8"	#SSCOD3
1/2"	#SSCOD5
3/4"	#SSCOD7
1"	#SSCOD10



FIBERGLASS STRUT CLAMP

FITS SCHEDULE PIPE:

1/2"	#SCFG5
3/4"	#SCFG7
1"	#SCFG10
1-1/4"	#SCFG12
1-1/2"	#SCFG15
2"	#SCFG20
2-1/2"	#SCFG25
3"	#SCFG30
4"	#SCFG40

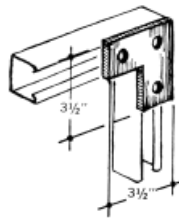


FITS CAST IRON NO-HUB PIPE

2"	#SCN20
3"	#SCN30
4"	#SCN40
5"	#SCN50
6"	#SCN60
8"	#SCN80

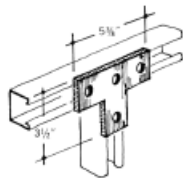
STRUT FITTINGS

FLAT 90°



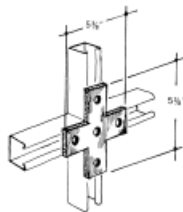
#W5021

FLAT TEE



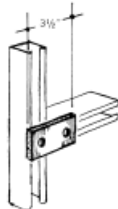
#W5022

FLAT CROSS



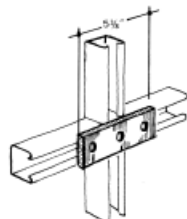
#W5023

**2 HOLE
SPLICE
PLATE**



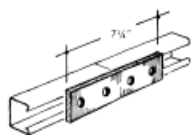
#W5007

**3 HOLE
SPLICE
PLATE**



#W5008

**4 HOLE
SPLICE
PLATE**



#W5009

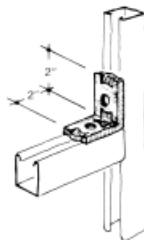
STRUT POST BASE



**4 HOLE BASE:
OFF-SET
SQUARE**

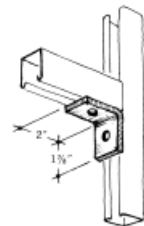
#SPB
#SPBSQ

2 HOLE BASE #SPB2



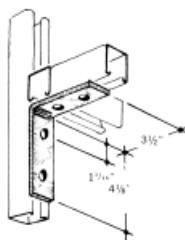
**2 HOLE 90°
(INDENTED)**

#W5104



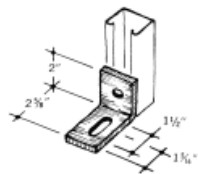
2 HOLE 90°

#W5103



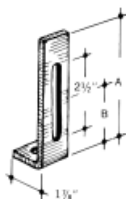
4 HOLE 90°

#W5123



**2 HOLE 90°
ADJUSTABLE
SHORT SLOT**

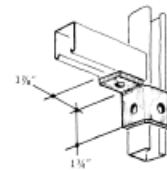
#W5105



**2 HOLE 90°
ADJUSTABLE
LONG SLOT**

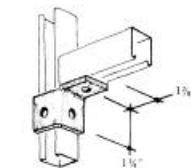
#W5107

STRUT FITTINGS



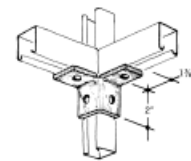
**3 HOLE
LEFT
CORNER
ANGLE**

#W5511



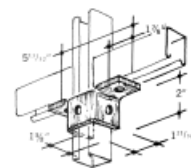
**3 HOLE
RIGHT
CORNER
ANGLE**

#W5510



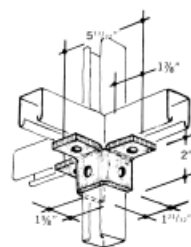
**4 HOLE
90°
CORNER
ANGLE**

#W5512



**5 HOLE
TWO SIDE
ANGLE
CONNECTOR**

#W5513

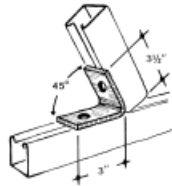


**6 HOLE
THREE SIDE
CORNER
ANGLE
CONNECTOR**

#W5514

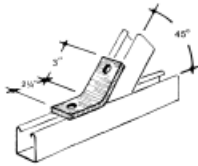
STRUT FITTINGS

**CLOSED
45°**



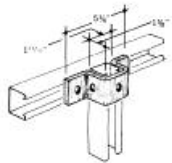
#W5465

**OPEN
45°**



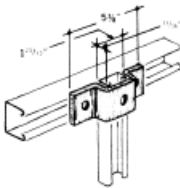
#W5425

**“U”
SUPPORT
FOR
DEEP
STRUT**



#W5312

**“U”
SUPPORT
FOR
SHALLOW
STRUT**



#W5315

**STRUT
SAFETY
PROTECTIVE
END CAP**



FITS:
DEEP STRUT #SCAD
SHALLOW STRUT #SCAS

STRUT NUTS



**CHANNEL
NUT WITH
SPRING**

FOR DEEP STRUT:

1/4" #W-24
5/16" #W-25
3/8" #W-26
1/2" #W-28

FOR SHALLOW STRUT:

1/4" #W-54
3/8" #W-56
1/2" #W-58



**CHANNEL
NUT, NO
SPRING**

FOR DEEP STRUT:

1/4" #W-24WS
3/8" #W-26WS
1/2" #W-28WS



**HEX
HEAD
BOLT**

1/4" x 1" #HB210
5/16" x 1" #HB51610
3/8" x 1" #HB310
1/2" x 1" #HB510

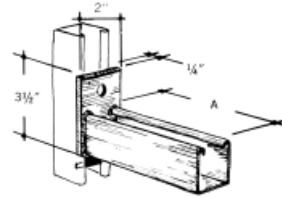
OTHER SIZES, PAGE 149



**FLAT
WASHER**

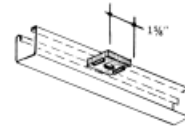
1/4" #FW2
3/8" #FW3
1/2" #FW5

CHANNEL BRACKET



LENGTH

12" #W5632
18" #W5633
24" #W5634



**SQUARE
STRUT
WASHER**

3/8" #W5003
1/2" #W5004

**RACHET & SOCKET
TOOL**



RATCHET:
3/8" DRIVE #7014

**FITS
SOCKET BOLT
SIZE SIZE**
7/16" 1/4" #SOC716
9/16" 3/8" #SOC916
3/4" 1/2" #SOC7

OTHER SIZES, PAGE 254

E-Z CHANNEL NUT



**WITH
PLASTIC
GRIPPER**

FITS DEEP & SHALLOW STRUT
3/8" #EZCN-3

