

**BRASS COMPRESSION FITTINGS**

**BRASS COMPRESSION NUT**



| TUBE  |         |
|-------|---------|
| 1/8"  | #CON1   |
| 3/16" | #CON316 |
| 1/4"  | #CON2   |
| 5/16" | #CON516 |
| 3/8"  | #CON3   |
| 7/16" | #CON716 |
| 1/2"  | #CON5   |
| 5/8"  | #CON58  |
| 7/8"  | #CON78  |

**BRASS COMPRESSION SLEEVE**



| TUBE  |         |
|-------|---------|
| 1/8"  | #COS1   |
| 3/16" | #COS316 |
| 1/4"  | #COS2   |
| 5/16" | #COS516 |
| 3/8"  | #COS3   |
| 7/16" | #COS716 |
| 1/2"  | #COS5   |
| 5/8"  | #COS58  |
| 7/8"  | #COS78  |

**DELTRIN COMPRESSION SLEEVE (FOR SOFT TUBING)**



|      |        |
|------|--------|
| 1/4" | #CODS2 |
| 3/8" | #CODS3 |
| 1/2" | #CODS5 |

**BRASS INSERT (FOR SOFT TUBING)**



|      |       |
|------|-------|
| 1/4" | #COI2 |
| 3/8" | #COI3 |
| 1/2" | #COI5 |

**BRASS COMPRESSION FITTINGS**



**BRASS COMPRESSION x MALE**

| TUBE  | x | MALE |          |
|-------|---|------|----------|
| 1/8"  | x | 1/8" | #COM1    |
| 3/16" | x | 1/8" | #COM3161 |
| 3/16" | x | 1/4" | #COM3162 |
| 1/4"  | x | 1/8" | #COM21   |
| 1/4"  | x | 1/4" | #COM2    |
| 1/4"  | x | 3/8" | #COM23   |
| 1/4"  | x | 1/2" | #COM25   |
| 5/16" | x | 1/8" | #COM5161 |
| 5/16" | x | 1/4" | #COM5162 |
| 5/16" | x | 3/8" | #COM5163 |
| 3/8"  | x | 1/8" | #COM31   |
| 3/8"  | x | 1/4" | #COM32   |
| 3/8"  | x | 3/8" | #COM3    |
| 3/8"  | x | 1/2" | #COM35   |
| 7/16" | x | 1/4" | #COM7162 |
| 1/2"  | x | 1/4" | #COM52   |
| 1/2"  | x | 3/8" | #COM53   |
| 1/2"  | x | 1/2" | #COM5    |
| 5/8"  | x | 1/2" | #COM585  |
| 5/8"  | x | 3/4" | #COM587  |
| 7/8"  | x | 3/4" | #COM787  |



**BRASS COMPRESSION x MALE 90°**

| TUBE  | x | MALE |           |
|-------|---|------|-----------|
| 1/8"  | x | 1/8" | #COM91    |
| 3/16" | x | 1/8" | #COM93161 |
| 3/16" | x | 1/4" | #COM93162 |
| 1/4"  | x | 1/8" | #COM921   |
| 1/4"  | x | 1/4" | #COM92    |
| 1/4"  | x | 3/8" | #COM923   |
| 1/4"  | x | 1/2" | #COM925   |
| 5/16" | x | 1/8" | #COM95161 |
| 5/16" | x | 1/4" | #COM95162 |
| 5/16" | x | 3/8" | #COM95163 |
| 3/8"  | x | 1/8" | #COM931   |
| 3/8"  | x | 1/4" | #COM932   |
| 3/8"  | x | 3/8" | #COM93    |
| 3/8"  | x | 1/2" | #COM935   |
| 7/16" | x | 1/4" | #COM97162 |
| 1/2"  | x | 1/4" | #COM952   |
| 1/2"  | x | 3/8" | #COM953   |
| 1/2"  | x | 1/2" | #COM95    |
| 5/8"  | x | 1/2" | #COM9585  |
| 5/8"  | x | 3/4" | #COM9587  |
| 7/8"  | x | 3/4" | #COM9787  |

**BRASS COMPRESSION FITTINGS**



**BRASS COMPRESSION x FEMALE**

| TUBE  | x | FEMALE |          |
|-------|---|--------|----------|
| 1/8"  | x | 1/8"   | #COF1    |
| 3/16" | x | 1/4"   | #COF3162 |
| 1/4"  | x | 1/8"   | #COF21   |
| 1/4"  | x | 1/4"   | #COF2    |
| 1/4"  | x | 3/8"   | #COF23   |
| 1/4"  | x | 1/2"   | #COF25   |
| 5/16" | x | 1/4"   | #COF5162 |
| 5/16" | x | 3/8"   | #COF5163 |
| 3/8"  | x | 1/8"   | #COF31   |
| 3/8"  | x | 1/4"   | #COF32   |
| 3/8"  | x | 3/8"   | #COF3    |
| 3/8"  | x | 1/2"   | #COF35   |
| 1/2"  | x | 3/8"   | #COF53   |
| 1/2"  | x | 1/2"   | #COF5    |
| 5/8"  | x | 1/2"   | #COF585  |
| 5/8"  | x | 3/4"   | #COF587  |
| 7/8"  | x | 3/4"   | #COF787  |



**BRASS COMPRESSION x FEMALE 90°**

| TUBE | x | FEMALE |          |
|------|---|--------|----------|
| 1/8" | x | 1/8"   | #COF91   |
| 1/4" | x | 1/8"   | #COF921  |
| 1/4" | x | 1/4"   | #COF92   |
| 1/4" | x | 3/8"   | #COF923  |
| 3/8" | x | 1/4"   | #COF932  |
| 3/8" | x | 3/8"   | #COF93   |
| 3/8" | x | 1/2"   | #COF935  |
| 1/2" | x | 3/8"   | #COF935  |
| 1/2" | x | 1/2"   | #COF95   |
| 5/8" | x | 1/2"   | #COF9585 |
| 5/8" | x | 3/4"   | #COF9587 |



FOR STAINLESS STEEL TUBE FITTINGS, SEE PAGE 68

**BRASS COMPRESSION FITTINGS**

**BRASS COMPRESSION UNION**



TUBE

|       |         |
|-------|---------|
| 1/8"  | #COU1   |
| 3/16" | #COU316 |
| 1/4"  | #COU2   |
| 5/16" | #COU516 |
| 3/8"  | #COU3   |
| 7/16" | #COU716 |
| 1/2"  | #COU5   |
| 5/8"  | #COU58  |
| 7/8"  | #COU78  |

|             |         |
|-------------|---------|
| 1/4" x 1/8" | #COU21  |
| 3/8" x 1/4" | #COU32  |
| 1/2" x 3/8" | #COU53  |
| 5/8" x 1/2" | #COU585 |

**BRASS COMPRESSION BULKHEAD UNION**



TUBE

|      |        |
|------|--------|
| 1/4" | #COBU2 |
| 3/8" | #COBU3 |
| 1/2" | #COBU5 |

**BRASS COMPRESSION 90°**



TUBE

|       |         |
|-------|---------|
| 1/8"  | #CO91   |
| 3/16" | #CO9316 |
| 1/4"  | #CO92   |
| 5/16" | #CO9516 |
| 3/8"  | #CO93   |
| 1/2"  | #CO95   |
| 5/8"  | #CO958  |
| 7/8"  | #CO978  |

**BRASS COMPRESSION FITTINGS**



**BRASS COMPRESSION TEE**

TUBE

|             |         |
|-------------|---------|
| 1/8"        | #COT1   |
| 3/16"       | #COT316 |
| 1/4"        | #COT2   |
| 5/16"       | #COT516 |
| 3/8"        | #COT3   |
| 1/2"        | #COT5   |
| 5/8"        | #COT58  |
| 7/8"        | #COT78  |
| 3/8" x 1/4" | #COT32  |



**BRASS COMPRESSION MALE RUN TEE**

|      |         |
|------|---------|
| 1/4" | #COMRT2 |
|------|---------|



**BRASS COMPRESSION MALE BRANCH TEE**

|      |         |
|------|---------|
| 1/4" | #COMBT2 |
|------|---------|



**BRASS COMPRESSION CAP**

|      |         |
|------|---------|
| 1/4" | #COCA2  |
| 3/8" | #COCA3  |
| 1/2" | #COCA5  |
| 5/8" | #COCA58 |

**BRASS COMPRESSION VALVES**



**BRASS COMPRESSION NEEDLE VALVE**

TUBE

|      |        |
|------|--------|
| 1/4" | #CONV2 |
| 3/8" | #CONV3 |



**BRASS COMPRESSION NEEDLE VALVE 90°**

TUBE x MALE

|             |          |
|-------------|----------|
| 1/4" x 1/4" | #COMNV92 |
|-------------|----------|



**SELF TAPPING SADDLE VALVE**

(FITS 3/8" O.D. - 1-1/4" O.D. COPPER)

OUTLET

|      |        |
|------|--------|
| 1/4" | #COSV2 |
|------|--------|



**BRASS CONTROL NUT**

|      |        |
|------|--------|
| 1/4" | #COCN2 |
|------|--------|



**QUESTIONS?**

**GIVE US A CALL.**

**(714) 241-7050**

**BRASS 45° FLARE FITTINGS**

**BRASS FLARE NUT, SHORT**



TUBE

|       |         |
|-------|---------|
| 1/8"  | #FLN1   |
| 3/16" | #FLN316 |
| 1/4"  | #FLN2   |
| 5/16" | #FLN516 |
| 3/8"  | #FLN3   |
| 7/16" | #FLN716 |
| 1/2"  | #FLN5   |
| 5/8"  | #FLN58  |
| 7/8"  | #FLN78  |

**BRASS FLARE NUT, LONG**



TUBE

|       |          |
|-------|----------|
| 1/8"  | #FLNL1   |
| 3/16" | #FLNL316 |
| 1/4"  | #FLNL2   |
| 5/16" | #FLNL516 |
| 3/8"  | #FLNL3   |
| 1/2"  | #FLNL5   |
| 5/8"  | #FLNL58  |

**REFRIGERATION TUBING**



O.D.

50' COIL

|       |        |
|-------|--------|
| 1/8"  | #CR1   |
| 3/16" | #CR316 |
| 1/4"  | #CR2   |
| 5/16" | #CR516 |
| 3/8"  | #CR3   |
| 1/2"  | #CR5   |
| 5/8"  | #CR58  |
| 3/4"  | #CR7   |

(1/4" x 25': #2059-25)

**BRASS 45° FLARE FITTINGS**



**BRASS FLARE x MALE**

TUBE x MALE

|       |   |      |          |
|-------|---|------|----------|
| 1/8"  | x | 1/8" | #FLM1    |
| 3/16" | x | 1/8" | #FLM3161 |
| 3/16" | x | 1/4" | #FLM3162 |
| 1/4"  | x | 1/8" | #FLM21   |
| 1/4"  | x | 1/4" | #FLM2    |
| 1/4"  | x | 3/8" | #FLM23   |
| 1/4"  | x | 1/2" | #FLM25   |
| 5/16" | x | 1/8" | #FLM5161 |
| 5/16" | x | 1/4" | #FLM5162 |
| 5/16" | x | 3/8" | #FLM5163 |
| 3/8"  | x | 1/8" | #FLM31   |
| 3/8"  | x | 1/4" | #FLM32   |
| 3/8"  | x | 3/8" | #FLM3    |
| 3/8"  | x | 1/2" | #FLM35   |
| 7/16" | x | 1/4" | #FLM7162 |
| 1/2"  | x | 1/4" | #FLM52   |
| 1/2"  | x | 3/8" | #FLM53   |
| 1/2"  | x | 1/2" | #FLM5    |
| 5/8"  | x | 1/2" | #FLM585  |
| 7/8"  | x | 3/4" | #FLM787  |



**BRASS FLARE x MALE 90°**

TUBE x MALE

|       |   |      |           |
|-------|---|------|-----------|
| 1/8"  | x | 1/8" | #FLM91    |
| 3/16" | x | 1/8" | #FLM93161 |
| 3/16" | x | 1/4" | #FLM93162 |
| 1/4"  | x | 1/8" | #FLM921   |
| 1/4"  | x | 1/4" | #FLM92    |
| 1/4"  | x | 3/8" | #FLM923   |
| 1/4"  | x | 1/2" | #FLM925   |
| 5/16" | x | 1/8" | #FLM95161 |
| 5/16" | x | 1/4" | #FLM95162 |
| 5/16" | x | 3/8" | #FLM95163 |
| 3/8"  | x | 1/8" | #FLM931   |
| 3/8"  | x | 1/4" | #FLM932   |
| 3/8"  | x | 3/8" | #FLM93    |
| 3/8"  | x | 1/2" | #FLM935   |
| 1/2"  | x | 3/8" | #FLM953   |
| 1/2"  | x | 1/2" | #FLM95    |
| 5/8"  | x | 1/2" | #FLM9585  |
| 7/8"  | x | 3/4" | #FLM9787  |

**BRASS 45° FLARE FITTINGS**



**BRASS FLARE x FEMALE**

TUBE x FEMALE

|       |   |      |          |
|-------|---|------|----------|
| 1/8"  | x | 1/8" | #FLF1    |
| 3/16" | x | 1/8" | #FLF3161 |
| 1/4"  | x | 1/8" | #FLF21   |
| 1/4"  | x | 1/4" | #FLF2    |
| 1/4"  | x | 3/8" | #FLF23   |
| 5/16" | x | 3/8" | #FLF5163 |
| 3/8"  | x | 1/4" | #FLF32   |
| 3/8"  | x | 3/8" | #FLF3    |
| 3/8"  | x | 1/2" | #FLF35   |
| 1/2"  | x | 3/8" | #FLF53   |
| 1/2"  | x | 1/2" | #FLF5    |
| 5/8"  | x | 1/2" | #FLF585  |
| 7/8"  | x | 3/4" | #FLF787  |



**BRASS FLARE x FEMALE 90°**

TUBE x FEMALE

|      |   |      |         |
|------|---|------|---------|
| 1/4" | x | 1/4" | #FLF92  |
| 3/8" | x | 1/4" | #FLF932 |
| 3/8" | x | 3/8" | #FLF93  |
| 1/2" | x | 1/2" | #FLF95  |



**FLARING TOOL**

#4360

SIZES: 3/16", 1/4", 5/16"  
3/8", 1/2" & 5/8"

**BRASS 45° FLARE FITTINGS**

**BRASS FLARE UNION**



TUBE

|             |         |
|-------------|---------|
| 1/8"        | #FLU1   |
| 3/16"       | #FLU316 |
| 1/4"        | #FLU2   |
| 5/16"       | #FLU516 |
| 3/8"        | #FLU3   |
| 1/2"        | #FLU5   |
| 5/8"        | #FLU58  |
| 7/8"        | #FLU78  |
| <hr/>       |         |
| 3/8" x 1/4" | #FLU32  |
| 1/2" x 3/8" | #FLU53  |

**BRASS FLARE SWIVEL CONNECTOR**



TUBE

|      |        |
|------|--------|
| 1/4" | #FLS2  |
| 3/8" | #FLS3  |
| 1/2" | #FLS5  |
| 5/8" | #FLS58 |
| 7/8" | #FLS78 |

**BRASS 45° FLARE FITTINGS**



**BRASS FLARE TEE**

TUBE

|       |         |
|-------|---------|
| 1/8"  | #FLT1   |
| 3/16" | #FLT316 |
| 1/4"  | #FLT2   |
| 5/16" | #FLT516 |
| 3/8"  | #FLT3   |
| 1/2"  | #FLT5   |
| 5/8"  | #FLT58  |
| 7/8"  | #FLT78  |



**BRASS FLARE CAP**

TUBE

|       |          |
|-------|----------|
| 3/16" | #FLCA316 |
| 1/4"  | #FLCA2   |
| 5/16" | #FLCA516 |
| 3/8"  | #FLCA3   |
| 1/2"  | #FLCA5   |
| 5/8"  | #FLCA58  |

**BRASS 45° FLARE FITTINGS**



**BRASS FLARE 90°**

TUBE

|       |         |
|-------|---------|
| 1/8"  | #FL91   |
| 3/16" | #FL9316 |
| 1/4"  | #FL92   |
| 5/16" | #FL9516 |
| 3/8"  | #FL93   |
| 1/2"  | #FL95   |
| 5/8"  | #FL958  |
| 7/8"  | #FL978  |



**BRASS FLARE PLUG**

TUBE

|       |         |
|-------|---------|
| 3/16" | #FLP316 |
| 1/4"  | #FLP2   |
| 5/16" | #FLP516 |
| 3/8"  | #FLP3   |
| 1/2"  | #FLP5   |
| 5/8"  | #FLP58  |

**PLASTIC TUBE FITTINGS**

**SEE PAGES 105-107**



**STORAGE BIN**

CARDBOARD



**HELPS ORGANIZE PARTS**

SEE PAGE 220

**BRASS PUSH-LOK FITTINGS**

**BRASS PUSH-LOK x FEMALE**



TUBE x FEMALE

|             |          |
|-------------|----------|
| 1/4" x 1/8" | #BRPLF21 |
| 1/4" x 1/4" | #BRPLF2  |
| 3/8" x 1/4" | #BRPLF32 |
| 3/8" x 3/8" | #BRPLF3  |

**BRASS PUSH-LOK UNION**



TUBE

|      |         |
|------|---------|
| 1/4" | #BRPLU2 |
| 3/8" | #BRPLU3 |
| 1/2" | #BRPLU5 |

**BRASS PUSH-LOK 90°**



TUBE

|      |         |
|------|---------|
| 1/4" | #BRPL92 |
| 3/8" | #BRPL93 |
| 1/2" | #BRPL95 |

**BRASS PUSH-LOK TEE**



TUBE

|      |         |
|------|---------|
| 1/4" | #BRPLT2 |
| 3/8" | #BRPLT3 |
| 1/2" | #BRPLT5 |

**BRASS PUSH-LOK FITTINGS**



**BRASS PUSH-LOK x MALE**

TUBE x MALE

|             |          |
|-------------|----------|
| 1/4" x 1/8" | #BRPLM21 |
| 1/4" x 1/4" | #BRPLM2  |
| 1/4" x 3/8" | #BRPLM23 |
| 3/8" x 1/4" | #BRPLM32 |
| 3/8" x 3/8" | #BRPLM3  |
| 3/8" x 1/2" | #BRPLM35 |
| 1/2" x 1/4" | #BRPLM52 |
| 1/2" x 3/8" | #BRPLM53 |
| 1/2" x 1/2" | #BRPLM5  |

**BRASS PUSH-LOK x MALE 90°**



TUBE x MALE

|             |           |
|-------------|-----------|
| 1/4" x 1/8" | #BRPLM921 |
| 1/4" x 1/4" | #BRPLM92  |
| 3/8" x 1/4" | #BRPLM932 |
| 3/8" x 3/8" | #BRPLM93  |
| 1/2" x 1/2" | #BRPLM95  |

**BRASS PUSH-LOK x MALE 90°, SWIVEL**



TUBE x MALE

|             |            |
|-------------|------------|
| 1/4" x 1/8" | #BRPLM9S21 |
| 1/4" x 1/4" | #BRPLM9S2  |
| 3/8" x 1/4" | #BRPLM9S32 |
| 3/8" x 3/8" | #BRPLM9S3  |
| 3/8" x 1/2" | #BRPLM9S35 |
| 1/2" x 1/2" | #BRPLM9S5  |

**POLY-FLO TUBING**



SEE PAGE 132

**BRASS, CHROME PLATED POLY-FLO QUICK DISCONNECT**



**PIPE COUPLER BODY**

TUBE x MALE

|             |           |
|-------------|-----------|
| 1/4" x 1/4" | #391P-4-4 |
| 3/8" x 1/4" | #391P-6-4 |

**BULKHEAD COUPLER BODY**



TUBE

|      |           |
|------|-----------|
| 1/4" | #392P-4-4 |
| 3/8" | #392P-6-6 |

**INSERT, NO SHUT-OFF**



TUBE

|      |           |
|------|-----------|
| 1/4" | #393P-4-4 |
| 3/8" | #393P-6-6 |

**INSERT, WITH SHUT-OFF**



TUBE

|      |            |
|------|------------|
| 1/4" | #393PD-4-4 |
| 3/8" | #393PD-6-6 |

**BRASS POLY-FLO FITTINGS**

**BRASS POLY-FLO x FEMALE**



TUBE x FEMALE

|             |         |
|-------------|---------|
| 1/8" x 1/8" | #BRPF1  |
| 1/4" x 1/8" | #BRPF21 |
| 1/4" x 1/4" | #BRPF2  |
| 3/8" x 1/4" | #BRPF32 |
| 1/2" x 3/8" | #BRPF53 |

**BRASS POLY-FLO TEE**



TUBE

|             |         |
|-------------|---------|
| 1/4"        | #BRPT2  |
| 3/8"        | #BRPT3  |
| 1/2"        | #BRPT5  |
| 3/8" x 1/4" | #BRPT32 |

**BRASS POLY-FLO MALE BRANCH TEE**



TUBE x MALE

|             |           |
|-------------|-----------|
| 1/4" x 1/8" | #BRPMBT21 |
| 1/4" x 1/4" | #BRPMBT2  |
| 3/8" x 1/4" | #BRPMBT32 |

**BRASS POLY-FLO MALE RUN TEE**



TUBE x MALE

|             |           |
|-------------|-----------|
| 1/4" x 1/8" | #BRPMRT21 |
| 1/4" x 1/4" | #BRPMRT2  |
| 3/8" x 1/4" | #BRPMRT32 |

**BRASS POLY-FLO FITTINGS**



**BRASS POLY-FLO x MALE**

TUBE x MALE

|             |         |
|-------------|---------|
| 1/8" x 1/8" | #BRPM1  |
| 1/4" x 1/8" | #BRPM21 |
| 1/4" x 1/4" | #BRPM2  |
| 1/4" x 3/8" | #BRPM23 |
| 3/8" x 1/8" | #BRPM31 |
| 3/8" x 1/4" | #BRPM32 |
| 3/8" x 3/8" | #BRPM3  |
| 1/2" x 3/8" | #BRPM53 |
| 1/2" x 1/2" | #BRPM5  |



**BRASS POLY-FLO x MALE 90°**

TUBE x MALE

|             |          |
|-------------|----------|
| 1/8" x 1/8" | #BRPM91  |
| 1/4" x 1/8" | #BRPM921 |
| 1/4" x 1/4" | #BRPM92  |
| 1/4" x 3/8" | #BRPM923 |
| 3/8" x 1/8" | #BRPM931 |
| 3/8" x 1/4" | #BRPM932 |
| 3/8" x 3/8" | #BRPM93  |
| 1/2" x 3/8" | #BRPM953 |
| 1/2" x 1/2" | #BRPM95  |

**BRASS POLY-FLO FITTINGS**



**BRASS POLY-FLO UNION**

TUBE

|             |         |
|-------------|---------|
| 1/4"        | #BRPU2  |
| 3/8"        | #BRPU3  |
| 1/2"        | #BRPU5  |
| 3/8" x 1/4" | #BRPU32 |



**BRASS POLY-FLO BULKHEAD UNION**

TUBE

|      |         |
|------|---------|
| 1/4" | #BRPBU2 |
| 3/8" | #BRPBU3 |
| 1/2" | #BRPBU5 |



**BRASS POLY-FLO NEEDLE VALVE, STRAIGHT**

TUBE x MALE

|             |          |
|-------------|----------|
| 1/4" x 1/8" | #BRPNV21 |
| 1/4" x 1/4" | #BRPNV2  |
| 3/8" x 1/4" | #BRPNV32 |



**BRASS POLY-FLO NEEDLE VALVE, 90°**

TUBE x MALE

|             |           |
|-------------|-----------|
| 1/4" x 1/8" | #BRPNV921 |
| 1/4" x 1/4" | #BRPNV92  |
| 3/8" x 1/4" | #BRPNV932 |

**BRASS HOSE BARBS**



|                               |         |
|-------------------------------|---------|
| <u>BARB</u> x <u>MALE 90°</u> |         |
| 1/4"                          | #BRBM92 |
| 3/8"                          | #BRBM93 |
| 1/2"                          | #BRBM95 |

|                               |            |
|-------------------------------|------------|
| <u>REDUCING</u>               |            |
| <u>BARB</u> x <u>MALE 90°</u> |            |
| 1/4" x 1/8"                   | #BRBM921   |
| 1/4" x 3/8"                   | #BRBM923   |
| 5/16" x 1/4"                  | #BRBM95162 |
| 5/16" x 3/8"                  | #BRBM95163 |
| 3/8" x 1/8"                   | #BRBM931   |
| 3/8" x 1/4"                   | #BRBM932   |
| 3/8" x 1/2"                   | #BRBM935   |
| 1/2" x 1/4"                   | #BRBM952   |
| 1/2" x 3/8"                   | #BRBM953   |
| 5/8" x 1/2"                   | #BRBM9585  |
| 3/4" x 1/2"                   | #BRBM975   |

**BRASS  
BARB  
SPLICER**



|       |          |
|-------|----------|
| 1/8"  | #BRBB1   |
| 3/16" | #BRBB316 |
| 1/4"  | #BRBB2   |
| 5/16" | #BRBB516 |
| 3/8"  | #BRBB3   |
| 1/2"  | #BRBB5   |
| 5/8"  | #BRBB58  |
| 3/4"  | #BRBB7   |
| 1"    | #BRBB10  |

**BRASS  
BARB  
TEE**



|      |        |
|------|--------|
| 1/4" | #BRBT2 |
| 3/8" | #BRBT3 |

**BRASS HOSE BARBS**



|                           |         |
|---------------------------|---------|
| <u>BARB</u> x <u>MALE</u> |         |
| 1/8"                      | #BRBM1  |
| 1/4"                      | #BRBM2  |
| 3/8"                      | #BRBM3  |
| 1/2"                      | #BRBM5  |
| 3/4"                      | #BRBM7  |
| 1"                        | #BRBM10 |
| 1-1/4"                    | #BRKN12 |
| 1-1/2"                    | #BRKN15 |
| 2"                        | #BRKN20 |

|                           |           |
|---------------------------|-----------|
| <u>REDUCING</u>           |           |
| <u>BARB</u> x <u>MALE</u> |           |
| 1/8" x 1/4"               | #BRBM12   |
| 3/16" x 1/8"              | #BRBM3161 |
| 3/16" x 1/4"              | #BRBM3162 |
| 1/4" x 1/8"               | #BRBM21   |
| 1/4" x 3/8"               | #BRBM23   |
| 1/4" x 1/2"               | #BRBM25   |
| 5/16" x 1/8"              | #BRBM5161 |
| 5/16" x 1/4"              | #BRBM5162 |
| 5/16" x 3/8"              | #BRBM5163 |
| 3/8" x 1/8"               | #BRBM31   |
| 3/8" x 1/4"               | #BRBM32   |
| 3/8" x 1/2"               | #BRBM35   |
| 1/2" x 1/4"               | #BRBM52   |
| 1/2" x 3/8"               | #BRBM53   |
| 1/2" x 3/4"               | #BRBM57   |
| 5/8" x 1/2"               | #BRBM585  |
| 5/8" x 3/4"               | #BRBM587  |
| 3/4" x 1/2"               | #BRBM75   |
| 1" x 3/4"                 | #BRBM107  |

**GARDEN HOSE FITTINGS,  
BRASS**



SEE PAGE 164

**BRASS HOSE BARBS**



|                             |        |
|-----------------------------|--------|
| <u>BARB</u> x <u>FEMALE</u> |        |
| 1/8"                        | #BRBF1 |
| 1/4"                        | #BRBF2 |
| 3/8"                        | #BRBF3 |
| 1/2"                        | #BRBF5 |
| 3/4"                        | #BRBF7 |

|                             |           |
|-----------------------------|-----------|
| <u>REDUCING</u>             |           |
| <u>BARB</u> x <u>FEMALE</u> |           |
| 1/8" x 1/4"                 | #BRBF12   |
| 3/16" x 1/8"                | #BRBF3161 |
| 3/16" x 1/4"                | #BRBF3162 |
| 1/4" x 1/8"                 | #BRBF21   |
| 1/4" x 3/8"                 | #BRBF23   |
| 5/16" x 1/4"                | #BRBF5162 |
| 3/8" x 1/8"                 | #BRBF31   |
| 3/8" x 1/4"                 | #BRBF32   |
| 3/8" x 1/2"                 | #BRBF35   |
| 1/2" x 1/4"                 | #BRBF52   |
| 1/2" x 3/8"                 | #BRBF53   |
| 1" x 3/4"                   | #BRBF107  |

**HOSE CLAMP  
WORM GEAR**



SEE PAGE 131

**PIPE JOINT SEALANTS**



SEE PAGES 225 & 226

**STAINLESS STEEL NIPPLES**

SCH. 40 - TYPE 316



|               |   |        |          |
|---------------|---|--------|----------|
| <u>1-1/2"</u> | x | CLOSE  | #SN15CL  |
|               | x | 2"     | #SN1520  |
|               | x | 2-1/2" | #SN1525  |
|               | x | 3"     | #SN1530  |
|               | x | 3-1/2" | #SN1535  |
|               | x | 4"     | #SN1540  |
|               | x | 4-1/2" | #SN1545  |
|               | x | 5"     | #SN1550  |
|               | x | 5-1/2" | #SN1555  |
|               | x | 6"     | #SN1560  |
|               | x | 8"     | #SN1580  |
|               | x | 10"    | #SN1510  |
|               | x | 12"    | #SN1512  |
|               | x | 18"    | #SNL1518 |
|               | x | 24"    | #SNL1524 |
|               | x | 30"    | #SNL1530 |
|               | x | 36"    | #SNL1536 |

|           |   |        |          |
|-----------|---|--------|----------|
| <u>2"</u> | x | CLOSE  | #SN20CL  |
|           | x | 2-1/2" | #SN2025  |
|           | x | 3"     | #SN2030  |
|           | x | 3-1/2" | #SN2035  |
|           | x | 4"     | #SN2040  |
|           | x | 4-1/2" | #SN2045  |
|           | x | 5"     | #SN2050  |
|           | x | 5-1/2" | #SN2055  |
|           | x | 6"     | #SN2060  |
|           | x | 8"     | #SN2080  |
|           | x | 10"    | #SN2010  |
|           | x | 12"    | #SN2012  |
|           | x | 18"    | #SNL2018 |
|           | x | 24"    | #SNL2024 |
|           | x | 30"    | #SNL2030 |
|           | x | 36"    | #SNL2036 |



**STAINLESS STRUT & CLAMPS**

SEE PAGE 75 & 76

**STAINLESS STEEL NIPPLES**

SCH. 40 - TYPE 316



|               |   |       |         |
|---------------|---|-------|---------|
| <u>2-1/2"</u> | x | CLOSE | #SN25CL |
|               | x | 3"    | #SN2530 |
|               | x | 4"    | #SN2540 |
|               | x | 5"    | #SN2550 |
|               | x | 6"    | #SN2560 |
|               | x | 8"    | #SN2580 |
|               | x | 10"   | #SN2510 |
|               | x | 12"   | #SN2512 |

LONGER LENGTHS AVAILABLE

|           |   |       |         |
|-----------|---|-------|---------|
| <u>3"</u> | x | CLOSE | #SN30CL |
|           | x | 3"    | #SN3030 |
|           | x | 4"    | #SN3040 |
|           | x | 5"    | #SN3050 |
|           | x | 6"    | #SN3060 |
|           | x | 8"    | #SN3080 |
|           | x | 10"   | #SN3010 |
|           | x | 12"   | #SN3012 |

LONGER LENGTHS AVAILABLE

|           |   |       |         |
|-----------|---|-------|---------|
| <u>4"</u> | x | CLOSE | #SN40CL |
|           | x | 4"    | #SN4040 |
|           | x | 5"    | #SN4050 |
|           | x | 6"    | #SN4060 |
|           | x | 8"    | #SN4080 |
|           | x | 10"   | #SN4010 |
|           | x | 12"   | #SN4012 |

LONGER LENGTHS AVAILABLE



**STAINLESS WEDGE ANCHOR**

|               |           |
|---------------|-----------|
| 1/4" x 2-1/4" | #WS14-214 |
| 3/8" x 3"     | #WS38-300 |
| 1/2" x 4"     | #WS12-400 |

**STAINLESS STEEL BARB FITTING**



**STAINLESS BARB x MIP**

**BARB x MIP**

|        |  |        |
|--------|--|--------|
| 1/8"   |  | #SBM1  |
| 1/4"   |  | #SBM2  |
| 3/8"   |  | #SBM3  |
| 1/2"   |  | #SBM5  |
| 3/4"   |  | #SBM7  |
| 1"     |  | #SKN10 |
| 1-1/4" |  | #SKN12 |
| 1-1/2" |  | #SKN15 |
| 2"     |  | #SKN20 |
| 2-1/2" |  | #SKN25 |
| 3"     |  | #SKN30 |
| 4"     |  | #SKN40 |

**REDUCING**

**BARB x MIP**

|      |   |      |         |
|------|---|------|---------|
| 1/8" | x | 1/4" | #SBM12  |
| 1/4" | x | 1/8" | #SBM21  |
| 1/4" | x | 3/8" | #SBM23  |
| 1/4" | x | 1/2" | #SBM25  |
| 3/8" | x | 1/4" | #SBM32  |
| 3/8" | x | 1/2" | #SBM35  |
| 1/2" | x | 1/4" | #SBM52  |
| 1/2" | x | 3/8" | #SBM53  |
| 1/2" | x | 3/4" | #SBM57  |
| 3/4" | x | 1/2" | #SBM75  |
| 3/4" | x | 1"   | #SBM710 |

**STAINLESS STEEL ALL THREAD ROD**



12' LENGTHS

|      |        |
|------|--------|
| 1/4" | #SATR2 |
| 3/8" | #SATR3 |
| 1/2" | #SATR5 |

**STAINLESS STEEL  
TUBE FITTINGS -  
DOUBLE FERRULE**

STAINLESS TYPE 316  
(ALL TUBE SIZES ARE O.D.)

**STAINLESS  
TUBE  
UNION**



**TUBE**

|             |         |
|-------------|---------|
| 1/8"        | #SCOU1  |
| 1/4"        | #SCOU2  |
| 3/8"        | #SCOU3  |
| 1/2"        | #SCOU5  |
| 3/4"        | #SCOU7  |
| <hr/>       |         |
| 1/4" x 1/8" | #SCOU21 |
| 3/8" x 1/4" | #SCOU32 |
| 1/2" x 3/8" | #SCOU53 |

**STAINLESS  
TUBE  
90°**



**TUBE**

|      |        |
|------|--------|
| 1/8" | #SCO91 |
| 1/4" | #SCO92 |
| 3/8" | #SCO93 |
| 1/2" | #SCO95 |
| 3/4" | #SCO97 |

**STAINLESS  
TUBE  
TEE**



**TUBE**

|      |        |
|------|--------|
| 1/8" | #SCOT1 |
| 1/4" | #SCOT2 |
| 3/8" | #SCOT3 |
| 1/2" | #SCOT5 |
| 3/4" | #SCOT7 |

**STAINLESS TUBING**  
PAGE 63

**STAINLESS STEEL  
TUBE FITTINGS -  
DOUBLE FERRULE**

STAINLESS TYPE 316  
(ALL TUBE SIZES ARE O.D.)



**STAINLESS  
TUBE x  
MALE**

**TUBE x MIP**

|             |         |
|-------------|---------|
| 1/8" x 1/8" | #SCOM1  |
| 1/8" x 1/4" | #SCOM12 |
| 1/4" x 1/8" | #SCOM21 |
| 1/4" x 1/4" | #SCOM2  |
| 1/4" x 3/8" | #SCOM23 |
| 1/4" x 1/2" | #SCOM25 |
| 3/8" x 1/8" | #SCOM31 |
| 3/8" x 1/4" | #SCOM32 |
| 3/8" x 3/8" | #SCOM3  |
| 3/8" x 1/2" | #SCOM35 |
| 1/2" x 1/4" | #SCOM52 |
| 1/2" x 3/8" | #SCOM53 |
| 1/2" x 1/2" | #SCOM5  |
| 1/2" x 3/4" | #SCOM57 |
| 3/4" x 3/4" | #SCOM7  |



**STAINLESS  
TUBE x  
MALE  
90°**

**TUBE x MIP**

|             |          |
|-------------|----------|
| 1/8" x 1/8" | #SCOM91  |
| 1/8" x 1/4" | #SCOM912 |
| 1/4" x 1/8" | #SCOM921 |
| 1/4" x 1/4" | #SCOM92  |
| 1/4" x 3/8" | #SCOM923 |
| 1/4" x 1/2" | #SCOM925 |
| 3/8" x 1/8" | #SCOM931 |
| 3/8" x 1/4" | #SCOM932 |
| 3/8" x 3/8" | #SCOM93  |
| 3/8" x 1/2" | #SCOM935 |
| 1/2" x 1/4" | #SCOM952 |
| 1/2" x 3/8" | #SCOM953 |
| 1/2" x 1/2" | #SCOM95  |
| 1/2" x 3/4" | #SCOM957 |
| 3/4" x 3/4" | #SCOM97  |

**STAINLESS STEEL  
TUBE FITTINGS -  
DOUBLE FERRULE**

STAINLESS TYPE 316  
(ALL TUBE SIZES ARE O.D.)



**STAINLESS  
TUBE x  
FEMALE**

**TUBE x FIP**

|             |         |
|-------------|---------|
| 1/8" x 1/8" | #SCOF1  |
| 1/8" x 1/4" | #SCOF12 |
| 1/4" x 1/8" | #SCOF21 |
| 1/4" x 1/4" | #SCOF2  |
| 1/4" x 3/8" | #SCOF23 |
| 1/4" x 1/2" | #SCOF25 |
| 3/8" x 1/8" | #SCOF31 |
| 3/8" x 1/4" | #SCOF32 |
| 3/8" x 3/8" | #SCOF3  |
| 3/8" x 1/2" | #SCOF35 |
| 1/2" x 1/4" | #SCOF52 |
| 1/2" x 3/8" | #SCOF53 |
| 1/2" x 1/2" | #SCOF5  |
| 1/2" x 3/4" | #SCOF57 |
| 3/4" x 3/4" | #SCOF7  |



**STAINLESS  
TUBE x  
FEMALE  
90°**

**TUBE x FIP**

|             |         |
|-------------|---------|
| 1/8" x 1/8" | #SCOF91 |
| 1/4" x 1/4" | #SCOF92 |
| 3/8" x 3/8" | #SCOF93 |
| 1/2" x 1/2" | #SCOF95 |
| 3/4" x 3/4" | #SCOF97 |



**FERRULE  
SET**

**NUT  
ONLY**

|      |        |        |
|------|--------|--------|
| 1/8" | #SCOS1 | #SCON1 |
| 1/4" | #SCOS2 | #SCON2 |
| 3/8" | #SCOS3 | #SCON3 |
| 1/2" | #SCOS5 | #SCON5 |
| 3/4" | #SCOS7 | #SCON7 |

**FAST & TITE  
TUBE FITTINGS**

BLACK POLYPROPYLENE  
(WITH STAINLESS GRIP RING)

**FAST & TITE  
TUBE  
UNION**



|       |         |
|-------|---------|
| 1/4"  | #FTU2   |
| 5/16" | #FTU516 |
| 3/8"  | #FTU3   |
| 1/2"  | #FTU5   |
| 5/8"  | #FTU58  |

REDUCING

|             |        |
|-------------|--------|
| 3/8" x 1/4" | #FTU32 |
| 1/2" x 3/8" | #FTU53 |

**FAST & TITE  
TUBE  
BULKHEAD  
UNION**



|      |        |
|------|--------|
| 1/4" | #FTBU2 |
| 3/8" | #FTBU3 |
| 1/2" | #FTBU5 |

**FAST & TITE  
FEMALE  
CONNECTOR**



TUBE x FEMALE

|             |         |
|-------------|---------|
| 1/4" x 1/4" | #FTF2   |
| 3/8" x 1/4" | #FTF32  |
| 3/8" x 3/8" | #FTF3   |
| 3/8" x 1/2" | #FTF35  |
| 1/2" x 1/2" | #FTF5   |
| 5/8" x 1/2" | #FTF585 |

**FAST & TITE  
TUBE FITTINGS**

BLACK POLYPROPYLENE  
(WITH STAINLESS GRIP RING)



**FAST & TITE  
MALE  
CONNECTOR**

TUBE x MALE

|              |          |
|--------------|----------|
| 1/4" x 1/8"  | #FTM21   |
| 1/4" x 1/4"  | #FTM2    |
| 1/4" x 3/8"  | #FTM23   |
| 5/16" x 1/4" | #FTM5162 |
| 3/8" x 1/8"  | #FTM31   |
| 3/8" x 1/4"  | #FTM32   |
| 3/8" x 3/8"  | #FTM3    |
| 3/8" x 1/2"  | #FTM35   |
| 1/2" x 1/4"  | #FTM52   |
| 1/2" x 3/8"  | #FTM53   |
| 1/2" x 1/2"  | #FTM5    |
| 1/2" x 3/4"  | #FTM57   |
| 5/8" x 1/2"  | #FTM585  |
| 5/8" x 3/4"  | #FTM587  |



**FAST & TITE  
MALE  
CONNECTOR  
90°**

TUBE x MALE

|              |           |
|--------------|-----------|
| 1/4" x 1/8"  | #FTM921   |
| 1/4" x 1/4"  | #FTM92    |
| 1/4" x 3/8"  | #FTM923   |
| 5/16" x 1/4" | #FTM95162 |
| 3/8" x 1/4"  | #FTM932   |
| 3/8" x 3/8"  | #FTM93    |
| 3/8" x 1/2"  | #FTM935   |
| 1/2" x 1/4"  | #FTM952   |
| 1/2" x 3/8"  | #FTM953   |
| 1/2" x 1/2"  | #FTM95    |
| 5/8" x 1/2"  | #FTM9585  |

**CAN'T FIND IT?  
GIVE US A CALL  
(714) 241-7050**



**FAST & TITE  
TUBE FITTINGS**

BLACK POLYPROPYLENE  
(WITH STAINLESS GRIP RING)



**FAST & TITE  
TUBE  
TEE**

|      |        |
|------|--------|
| 1/4" | #FTT2  |
| 3/8" | #FTT3  |
| 1/2" | #FTT5  |
| 5/8" | #FTT58 |



**FAST & TITE  
MALE  
BRANCH  
TEE**

TUBE x MALE

|             |           |
|-------------|-----------|
| 1/4" x 1/4" | #FTMBT2   |
| 3/8" x 1/4" | #FTMBT32  |
| 3/8" x 3/8" | #FTMBT3   |
| 1/2" x 3/8" | #FTMBT53  |
| 1/2" x 1/2" | #FTMBT5   |
| 5/8" x 1/2" | #FTMBT585 |



**FAST & TITE  
TUBE  
90°**

|      |        |
|------|--------|
| 1/4" | #FT92  |
| 3/8" | #FT93  |
| 1/2" | #FT95  |
| 5/8" | #FT958 |



**FAST & TITE  
FEMALE  
CONNECTOR  
90°**

TUBE x FEMALE

|             |         |
|-------------|---------|
| 1/4" x 1/4" | #FTF92  |
| 3/8" x 1/4" | #FTF932 |
| 3/8" x 3/8" | #FTF93  |
| 1/2" x 1/2" | #FTF95  |

**JOHN GUEST  
TUBE FITTINGS**

PUSH-LOK FITTING

**JOHN GUEST  
TUBE  
UNION**



|       |         |
|-------|---------|
| 1/4"  | #JGU2   |
| 5/16" | #JGU516 |
| 3/8"  | #JGU3   |
| 1/2"  | #JGU5   |

**JOHN GUEST  
TUBE  
90°**



|       |         |
|-------|---------|
| 1/4"  | #JG92   |
| 5/16" | #JG9516 |
| 3/8"  | #JG93   |
| 1/2"  | #JG95   |

**JOHN GUEST  
TUBE  
TEE**



|       |         |
|-------|---------|
| 1/4"  | #JGT2   |
| 5/16" | #JGT516 |
| 3/8"  | #JGT3   |
| 1/2"  | #JGT5   |

**JOHN GUEST  
FEMALE  
CONNECTOR**



TUBE x FEMALE

|             |        |
|-------------|--------|
| 1/4" x 1/4" | #JGF2  |
| 3/8" x 1/4" | #JGF32 |
| 3/8" x 3/8" | #JGF3  |

**JOHN GUEST  
TUBE FITTINGS**

PUSH-LOK FITTING



**JOHN GUEST  
MALE  
CONNECTOR**



CLIPS IN  
STOCK

TUBE x MALE

|              |          |
|--------------|----------|
| 1/4" x 1/8"  | #JGM21   |
| 1/4" x 1/4"  | #JGM2    |
| 1/4" x 3/8"  | #JGM23   |
| 5/16" x 1/4" | #JGM5162 |
| 3/8" x 1/4"  | #JGM32   |
| 3/8" x 3/8"  | #JGM3    |
| 3/8" x 1/2"  | #JGM35   |
| 1/2" x 3/8"  | #JGM53   |
| 1/2" x 1/2"  | #JGM5    |



**JOHN GUEST  
MALE  
CONNECTOR  
90°  
(NON-SWIVEL)**

TUBE x MALE

|             |         |
|-------------|---------|
| 1/4" x 1/8" | #JGM921 |
| 1/4" x 1/4" | #JGM92  |
| 1/4" x 3/8" | #JGM923 |
| 3/8" x 1/4" | #JGM932 |
| 3/8" x 3/8" | #JGM93  |



**JOHN GUEST  
MALE  
CONNECTOR  
90°  
(SWIVEL)**

TUBE x MALE

|             |          |
|-------------|----------|
| 1/4" x 1/8" | #JGM9S21 |
| 1/4" x 1/4" | #JGM9S2  |
| 3/8" x 1/4" | #JGM9S32 |
| 3/8" x 3/8" | #JGM9S3  |
| 1/2" x 1/2" | #JGM9S5  |

**JOHN GUEST  
TUBE FITTINGS**

PUSH-LOK FITTING



**JOHN GUEST  
STEM x MALE  
ADAPTER**

STEM x MALE

|              |           |
|--------------|-----------|
| 1/4" x 1/8"  | #JGSM21   |
| 1/4" x 1/4"  | #JGSM2    |
| 5/16" x 1/4" | #JGSM5162 |
| 3/8" x 1/4"  | #JGSM32   |
| 3/8" x 3/8"  | #JGSM3    |
| 1/2" x 3/8"  | #JGSM53   |
| 1/2" x 1/2"  | #JGSM5    |



**JOHN GUEST  
STEM x BARB  
ADAPTER**

|      |        |
|------|--------|
| 1/4" | #JGSB2 |
| 3/8" | #JGSB3 |
| 1/2" | #JGSB5 |



**JOHN GUEST  
STEM x TUBE  
90°  
ADAPTER**

|      |         |
|------|---------|
| 1/4" | #JGST92 |
| 3/8" | #JGST93 |
| 1/2" | #JGST95 |

**JOHN GUEST VALVES**



TUBE x TUBE

|      |        |
|------|--------|
| 1/4" | #JGVT2 |
| 3/8" | #JGVT3 |

TUBE x MIP

|      |        |
|------|--------|
| 1/4" | #JGVM2 |
| 3/8" | #JGVM3 |

TUBE x FIP 90°

|      |         |
|------|---------|
| 1/4" | #JGVF92 |
|------|---------|

**JACO  
TUBE FITTINGS**

WHITE POLYPROPYLENE  
(WITH PLASTIC GRIP RING)

**JACO  
TUBE  
UNION**



|      |        |
|------|--------|
| 1/4" | #JAU2  |
| 3/8" | #JAU3  |
| 1/2" | #JAU5  |
| 5/8" | #JAU58 |

**JACO  
TUBE  
BULKHEAD  
UNION**



|      |        |
|------|--------|
| 1/4" | #JABU2 |
| 3/8" | #JABU3 |
| 1/2" | #JABU5 |

**JACO  
FEMALE  
CONNECTOR**



|                      |         |
|----------------------|---------|
| <u>TUBE x FEMALE</u> |         |
| 1/4" x 1/4"          | #JAF2   |
| 3/8" x 1/4"          | #JAF32  |
| 3/8" x 3/8"          | #JAF3   |
| 3/8" x 1/2"          | #JAF35  |
| 1/2" x 3/8"          | #JAF53  |
| 1/2" x 1/2"          | #JAF5   |
| 5/8" x 1/2"          | #JAF585 |

*We gladly accept...*



**JACO  
TUBE FITTINGS**

WHITE POLYPROPYLENE  
(WITH PLASTIC GRIP RING)



**JACO  
MALE  
CONNECTOR**

|                    |          |
|--------------------|----------|
| <u>TUBE x MALE</u> |          |
| 1/4" x 1/8"        | #JAM21   |
| 1/4" x 1/4"        | #JAM2    |
| 1/4" x 3/8"        | #JAM23   |
| 5/16" x 1/4"       | #JAM5162 |
| 3/8" x 1/4"        | #JAM32   |
| 3/8" x 3/8"        | #JAM3    |
| 3/8" x 1/2"        | #JAM35   |
| 1/2" x 1/4"        | #JAM52   |
| 1/2" x 3/8"        | #JAM53   |
| 1/2" x 1/2"        | #JAM5    |
| 5/8" x 1/2"        | #JAM585  |



**JACO  
MALE  
CONNECTOR  
90°**

|                    |           |
|--------------------|-----------|
| <u>TUBE x MALE</u> |           |
| 1/4" x 1/8"        | #JAM921   |
| 1/4" x 1/4"        | #JAM92    |
| 1/4" x 3/8"        | #JAM923   |
| 5/16" x 1/4"       | #JAM95162 |
| 3/8" x 1/4"        | #JAM932   |
| 3/8" x 3/8"        | #JAM93    |
| 1/2" x 1/4"        | #JAM952   |
| 1/2" x 3/8"        | #JAM953   |
| 1/2" x 1/2"        | #JAM95    |
| 5/8" x 1/2"        | #JAM9585  |

**POLY TUBING**



COLORS: NATURAL & BLACK  
SEE PAGE 132

**JACO  
TUBE FITTINGS**

WHITE POLYPROPYLENE  
(WITH PLASTIC GRIP RING)



**JACO  
TUBE  
TEE**

|      |        |
|------|--------|
| 1/4" | #JAT2  |
| 3/8" | #JAT3  |
| 1/2" | #JAT5  |
| 5/8" | #JAT58 |



**JACO  
MALE  
BRANCH  
TEE**

|                    |          |
|--------------------|----------|
| <u>TUBE x MALE</u> |          |
| 1/4" x 1/4"        | #JAMBT2  |
| 3/8" x 1/4"        | #JAMBT32 |
| 3/8" x 3/8"        | #JAMBT3  |
| 1/2" x 1/2"        | #JAMBT5  |



**JACO  
TUBE  
90°**

|      |        |
|------|--------|
| 1/4" | #JA92  |
| 3/8" | #JA93  |
| 1/2" | #JA95  |
| 5/8" | #JA958 |



**JACO  
FEMALE  
CONNECTOR  
90°**

|                      |         |
|----------------------|---------|
| <u>TUBE x FEMALE</u> |         |
| 1/4" x 1/4"          | #JAF92  |
| 3/8" x 1/4"          | #JAF932 |
| 3/8" x 3/8"          | #JAF93  |
| 1/2" x 1/2"          | #JAF95  |

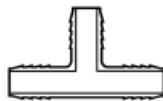
**PVC HOSE BARBS**

**PVC BARB  
x BARB  
90°**



|        |         |
|--------|---------|
| 1/4"   | #PPB92* |
| 3/8"   | #PPB93* |
| 1/2"   | #PPB95* |
|        |         |
| 1/2"   | #PB95   |
| 3/4"   | #PB97   |
| 1"     | #PB910  |
| 1-1/4" | #PB912  |
| 1-1/2" | #PB915  |
| 2"     | #PB920  |

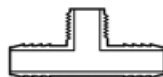
**PVC BARBED  
TEE**



|        |           |
|--------|-----------|
| 1/8"   | #PPBT1*   |
| 3/16"  | #PPBT316* |
| 1/4"   | #PPBT2*   |
| 5/16"  | #PPBT516* |
| 3/8"   | #PPBT3*   |
| 1/2"   | #PPBT5*   |
|        |           |
| 1/2"   | #PBT5     |
| 3/4"   | #PBT7     |
| 1"     | #PBT10    |
| 1-1/4" | #PBT12    |
| 1-1/2" | #PBT15    |
| 2"     | #PBT20    |

\*BLACK POLYETHYLENE

**PVC BARB  
x MALE  
BRANCH  
TEE**



|        |          |
|--------|----------|
| 1/2"   | #PMBMT5  |
| 3/4"   | #PMBMT7  |
| 1"     | #PMBMT10 |
| 1-1/4" | #PMBMT12 |
| 1-1/2" | #PMBMT15 |
| 2"     | #PMBMT20 |

**PVC HOSE BARBS**



**PVC BARB x MALE**

|        |         |
|--------|---------|
| 1/4"   | #PPBM2* |
| 3/8"   | #PPBM3* |
| 1/2"   | #PPBM5* |
|        |         |
| 1/2"   | #PBM5   |
| 3/4"   | #PBM7   |
| 1"     | #PBM10  |
| 1-1/4" | #PBM12  |
| 1-1/2" | #PBM15  |
| 2"     | #PBM20  |
| 2-1/2" | #PBM25  |
| 3"     | #PBM30  |
| 4"     | #PBM40  |

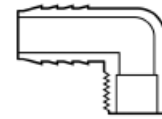
**BARB x MALE**

|              |            |
|--------------|------------|
| 3/16" x 1/8" | #PPBM3161* |
| 3/16" x 1/4" | #PPBM3162* |
| 1/4" x 1/8"  | #PPBM21*   |
| 1/4" x 3/8"  | #PPBM23*   |
| 1/4" x 1/2"  | #PPBM25*   |
| 5/16" x 1/8" | #PPBM5161* |
| 5/16" x 1/4" | #PPBM5162* |
| 5/16" x 3/8" | #PPBM5163* |
| 3/8" x 1/8"  | #PPBM31*   |
| 3/8" x 1/4"  | #PPBM32*   |
| 3/8" x 1/2"  | #PPBM35*   |
| 1/2" x 1/4"  | #PPBM52*   |
| 1/2" x 3/8"  | #PPBM53*   |
| 1/2" x 3/4"  | #PPBM57*   |

|                 |          |
|-----------------|----------|
| 1/2" x 3/4"     | #PBM57   |
| 3/4" x 1/2"     | #PBM75   |
| 3/4" x 1"       | #PBM710  |
| 1" x 3/4"       | #PBM107  |
| 1" x 1-1/4"     | #PBM1012 |
| 1" x 1-1/2"     | #PBM1015 |
| 1-1/4" x 1"     | #PBM1210 |
| 1-1/4" x 1-1/2" | #PBM1215 |
| 1-1/2" x 1"     | #PBM1510 |
| 1-1/2" x 1-1/4" | #PBM1512 |
| 1-1/2" x 2"     | #PBM1520 |
| 2" x 1-1/2"     | #PBM2015 |

\* BLACK POLYETHYLENE

**PVC HOSE BARBS**



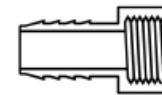
**PVC BARB x  
MALE 90°**

|      |          |
|------|----------|
| 1/4" | #PPBM92* |
| 3/8" | #PPBM93* |
| 1/2" | #PPBM95* |

|        |         |
|--------|---------|
| 1/2"   | #PBM95  |
| 3/4"   | #PBM97  |
| 1"     | #PBM910 |
| 1-1/4" | #PBM912 |
| 1-1/2" | #PBM915 |
| 2"     | #PBM920 |

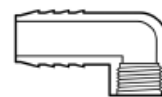
**BARB x MALE**

|              |             |
|--------------|-------------|
| 3/16" x 1/4" | #PPBM93162* |
| 1/4" x 1/8"  | #PPBM921*   |
| 1/4" x 3/8"  | #PPBM923*   |
| 1/4" x 1/2"  | #PPBM925*   |
| 3/8" x 1/8"  | #PPBM931*   |
| 3/8" x 1/4"  | #PPBM932*   |
| 3/8" x 1/2"  | #PPBM935*   |
| 1/2" x 1/4"  | #PPBM952*   |
| 1/2" x 3/8"  | #PPBM953*   |
| 1/2" x 3/4"  | #PPBM957*   |



**PVC BARB x  
FEMALE**

|        |        |
|--------|--------|
| 1/2"   | #PBF5  |
| 3/4"   | #PBF7  |
| 1"     | #PBF10 |
| 1-1/4" | #PBF12 |
| 1-1/2" | #PBF15 |
| 2"     | #PBF20 |




**PVC BARB x  
FEMALE 90°**

|        |         |
|--------|---------|
| 1/2"   | #PBF95  |
| 3/4"   | #PBF97  |
| 1"     | #PBF910 |
| 1-1/4" | #PBF912 |
| 1-1/2" | #PBF915 |
| 2"     | #PBF920 |

**PVC HOSE BARBS**

**PVC BARB  
x BARB  
COUPLING**



|        |           |
|--------|-----------|
| 1/8"   | #PPBB1*   |
| 3/16"  | #PPBB316* |
| 1/4"   | #PPBB2*   |
| 5/16"  | #PPBB516* |
| 3/8"   | #PPBB3*   |
| 1/2"   | #PPBB5*   |
|        |           |
| 1/2"   | #PBB5     |
| 3/4"   | #PBB7     |
| 1"     | #PBB10    |
| 1-1/4" | #PBB12    |
| 1-1/2" | #PBB15    |
| 2"     | #PBB20    |
| 3"     | #PBB30    |
| 4"     | #PBB40    |

\*BLACK POLYETHYLENE

**PEX CONNECTORS**



**CRIMP RING**

**SLEEVE**

|      |                   |               |
|------|-------------------|---------------|
|      | <u>CRIMP RING</u> | <u>SLEEVE</u> |
| 1/2" | #PCR5             | #PS5          |
| 3/4" | #PCR7             | #PS7          |
| 1"   | #PCR10            | #PS10         |

**PEX TOOLS**



**CRIMP RING TOOL:**

|      |         |
|------|---------|
| 1/2" | #PCRT5  |
| 3/4" | #PCRT7  |
| 1"   | #PCRT10 |

**SLEEVE TOOL:**

|      |        |
|------|--------|
| 1/2" | #PST5  |
| 3/4" | #PST7  |
| 1"   | #PST10 |

**PEX  
TUBING & FITTINGS**



**100'  
COILS**

|      |            |             |              |
|------|------------|-------------|--------------|
|      | <u>RED</u> | <u>BLUE</u> | <u>WHITE</u> |
| 1/2" | PTR5       | PTB5        | PTW5         |
| 3/4" | PTR7       | PTB7        | PTW7         |
| 1"   | PTR10      | PTB10       | PTW10        |

LONGER LENGTHS AVAILABLE



**PEX  
90°**

|      |              |                |
|------|--------------|----------------|
|      | <u>BRASS</u> | <u>PLASTIC</u> |
| 1/2" | #PBR95       | #PP95          |
| 3/4" | #PBR97       | #PP97          |
| 1"   | #PBR910      | #PP910         |

REDUCING 90'S IN STOCK



**PEX  
DROP EAR  
90°**

|                |                          |
|----------------|--------------------------|
| 1/2" PEX x FIP | <u>BRASS</u><br>#PBR9DE5 |
|----------------|--------------------------|



**PEX  
BALL  
VALVE**

|      |              |
|------|--------------|
|      | <u>BRASS</u> |
| 1/2" | #PBRBV5      |
| 3/4" | #PBRBV7      |
| 1"   | #PBRBV10     |

(1/2" MINI BALL VALVE AVAILABLE)

**PEX FITTINGS**



**PEX  
TEE**

|      |              |                |
|------|--------------|----------------|
|      | <u>BRASS</u> | <u>PLASTIC</u> |
| 1/2" | #PBRT5       | #PPT5          |
| 3/4" | #PBRT7       | #PPT7          |
| 1"   | #PBRT10      | #PPT10         |

REDUCING TEE'S IN STOCK



**PEX  
COUPLING**

|      |              |                |
|------|--------------|----------------|
|      | <u>BRASS</u> | <u>PLASTIC</u> |
| 1/2" | #PBRCO5      | #PPCO5         |
| 3/4" | #PBRCO7      | #PPCO7         |
| 1"   | #PBRCO10     | #PPCO10        |

**OTHER PEX FITTINGS**



**PEX  
x MALE**



**PEX  
x FEMALE**



**PEX  
x COPPER  
SWEAT**



**PEX  
PLUG**

www.nibco.com

**AIR KING  
UNIVERSAL COUPLINGS**

MALLEABLE IRON

**MALE  
ENDS**



|      |       |
|------|-------|
| 1/4" | #AMB1 |
| 3/8" | #AMB  |
| 1/2" | #AM2  |
| 3/4" | #AM7  |
| 1"   | #AM12 |

**FEMALE  
ENDS**



|      |       |
|------|-------|
| 1/4" | #AMC1 |
| 3/8" | #AMC  |
| 1/2" | #AM3  |
| 3/4" | #AM8  |
| 1"   | #AM13 |

**HOSE  
ENDS**



|      |       |
|------|-------|
| 3/8" | #AMH  |
| 1/2" | #AM1  |
| 5/8" | #AM5  |
| 3/4" | #AM6  |
| 1"   | #AM11 |

**AIR KING  
GASKET  
ONLY**

#AWR4



**'KING' HOSE NIPPLE**



**PLATED  
STEEL**

**BARB x MALE**

|        |        |
|--------|--------|
| 1/2"   | #GKN5  |
| 3/4"   | #GKN7  |
| 1"     | #GKN10 |
| 1-1/4" | #GKN12 |
| 1-1/2" | #GKN15 |
| 2"     | #GKN20 |
| 2-1/2" | #GKN25 |
| 3"     | #GKN30 |
| 4"     | #GKN40 |
| 6"     | #GKN60 |

**BRASS:**

- SEE PAGE 62

**STAINLESS STEEL:**

- SEE PAGE 67

**PLASTIC:**

- SEE PAGE 108

**ALUMINUM:**

- AVAILABLE

**BARB x BARB  
HOSE MENDER COUPLING**



**PLATED  
STEEL**

|        |        |
|--------|--------|
| 1/2"   | #GBB5  |
| 3/4"   | #GBB7  |
| 1"     | #GBB10 |
| 1-1/4" | #GBB12 |
| 1-1/2" | #GBB15 |
| 2"     | #GBB20 |
| 2-1/2" | #GBB25 |
| 3"     | #GBB30 |
| 4"     | #GBB40 |

**HOSE CLAMP,  
WORM GEAR**



ALL STAINLESS BAND & NUT

**MINI: (5/16" WIDE)**

| <u>MIN</u> | <u>MAX</u> | <u>HOSE I.D.</u> |       |
|------------|------------|------------------|-------|
| 1/4"       | 5/8"       | 1/4"             | #HC4M |
| 1/2"       | 3/4"       | 3/8"             | #HC6M |

**STANDARD: (1/2" WIDE)**

| <u>MIN</u> | <u>MAX</u> | <u>HOSE I.D.</u> |        |
|------------|------------|------------------|--------|
| 1/2"       | 3/4"       |                  | #HC6   |
| 1/2"       | 7/8"       | 1/2"             | #HC8   |
| 5/8"       | 1"         | 5/8"             | #HC10  |
| 3/4"       | 1-1/4"     | 3/4"             | #HC12  |
| 7/8"       | 1-1/2"     | 1"               | #HC16  |
| 7/8"       | 1-3/4"     | 1-1/4"           | #HC20  |
| 1-1/8"     | 2"         |                  | #HC24  |
| 1-3/8"     | 2-1/4"     | 1-1/2"           | #HC28  |
| 1-1/2"     | 2-1/2"     |                  | #HC32  |
| 1-7/8"     | 2-3/4"     |                  | #HC36  |
| 2"         | 3"         | 2"               | #HC40  |
| 2-3/8"     | 3-1/4"     |                  | #HC44  |
| 2-1/2"     | 3-1/2"     | 2-1/2"           | #HC48  |
| 2-7/8"     | 3-3/4"     | 3"               | #HC52  |
| 3"         | 4"         |                  | #HC56  |
| 3-3/8"     | 4-1/4"     |                  | #HC60  |
| 3-1/2"     | 4-1/2"     |                  | #HC64  |
| 4-1/8"     | 5"         | 4"               | #HC72  |
| 4-5/8"     | 5-1/2"     |                  | #HC80  |
| 5-1/8"     | 6"         |                  | #HC88  |
| 5-1/2"     | 6-1/2"     |                  | #HC96  |
| 6-1/8"     | 7"         | 6"               | #HC104 |

**NUT DRIVER**



FOR HOSE CLAMPS

5/16" #NUTD516